



2024 RAM HEAVY DUTY
DEALER ePROCESS

FROM THE GROUND UP BUILT FOR WORK

TABLE OF CONTENTS

TOWING	3
PAYLOAD	4
ENGINES	5
STRENGTH	6
SAFETY/SECURITY	7
TOWING TECHNOLOGY	8
AIR SUSPENSION	9
INTERIOR	10
UCONNECT®	11
RAM CONNECT	12
INTERIOR TECHNOLOGY	13
CAMERA TECHNOLOGY	14
DRIVER INFORMATION DISPLAY	16
RAMBOX® CARGO MANAGEMENT SYSTEM	17
BED VERSATILITY	18
TRADESMAN®	19
BIG HORN®	19
REBEL®	20
POWER WAGON®	21
LARAMIE®	21
LIMITED LONGHORN™	22
LIMITED	22
COLOURS/CONFIGURATIONS	23
SPECIFICATIONS	24
DISCLOSURES	26



LIMITED LONGHORN IN RED PEARL WITH CHROME BUMPER PACKAGE



UP TO A ROBUST 1,075 LB-FT OF DIESEL TORQUE

AVAILABLE ON RAM 3500



BIG HORN® IN DIAMOND BLACK CRYSTAL PEARL



HEAVY-DUTY CAPABILITY

There's up to 1,075 lb-ft of torque* and up to 16,824 kg (37,090 lb) of towing* available with the optional diesel powertrain on Ram 3500

DEP COLOSSAL 37,090-LB
MAX TOWING
DEALER ePROCESS

*When properly equipped. Properly secure all cargo. Always tow within the vehicle's capacity.



HERCULEAN PAYLOAD CAPACITY

The durability to haul up to a 3,484-kg (7,680-lb) payload on Ram 3500 makes it hard-core. The powerful max gas payload on the Ram 3500 Mega Cab® Dual-Rear-Wheel (DRW) model shown above is 3,007 kg (6,630 lb)

DEP
DEALER ePROCESS

AN IMPRESSIVE

7,680-LB GAS PAYLOAD

THE CUMMINS® HIGH OUTPUT TURBO DIESEL

This engine gives Ram 3500 stellar trailering capability—up to an available 16,824 kg (37,090 lb)

HIGH-STRENGTH STEEL

Durability is built into every Ram Truck. 98.5 percent of the steel used in the Ram Heavy Duty frame is comprised of resilient high-strength steel.


CLASS-EXCLUSIVE AUTO-LEVEL REAR AIR SUSPENSION*

Available for Ram Heavy Duty is the innovative and Class-Exclusive Auto-Level Rear Air Suspension with button-controlled Bed-Lowering Hitching Assist.

CONVENTIONAL HITCH CAPABILITY

Ram 3500 offers up to a jaw-dropping 10,430-kg (23,000-lb) conventional hitch capability. For 2500, capability is rated up to 9,072 kg (20,000 lb).

CANADA'S LONGEST-LASTING HEAVY-DUTY DIESEL TRUCK³



IT'S ALL ABOUT THE CHASSIS

Your truck's performance, capability and even technology mean nothing if your truck is not built on a firm foundation. That's why the frame on the Ram Heavy Duty was designed to withstand the punishing assignments our drivers demand of it. Strength that endures doesn't mean merely one thing. In a Ram Heavy Duty, it means everything.

REDUCED NOISE, VIBRATION AND HARSHNESS (NVH)

Ram Heavy Duty 4x4 models utilize a 9.25-inch front axle featuring durable pinion seals; a refined axle housing helps with NVH levels.

ENGINEERED TO BE TOUGH

Count on robust 63,000-psi steel for the crucial engine crossmember.

TOWING AND BRAKING

The hardware in these systems features solid components to manage the big max payload and tow ratings.

TUNED SUSPENSION

Ram 2500 includes Frequency Response Dampening (FRD) shocks and tough, progressive-rate coil springs.



**6.7L CUMMINS® HIGH OUTPUT
DIESEL I-6 ENGINE**

420 HP | 1,075 LB-FT

**37,090-LB (16,824-KG)
MAX TOWING**



MOST POWERFUL RAM 2500 AND 3500 ENGINE OPTION

The available 6.7L Cummins Turbo Diesel I-6 engine delivers commanding responsiveness. The High Output version is paired with the AISIN® 6-speed transmission and offers up to 1,075 lb-ft of torque on Ram 3500. The standard output, with 370 hp and 850 lb-ft of torque, teams up with the long-proven 68RFE 6-speed automatic transmission. Both powertrains deliver effortless cold-start ability.

68RFE AUTOMATIC TRANSMISSION Paired with the Cummins standard-output engine, the 68RFE sports an upgraded filtration system and bandless design to help reduce maintenance requirements. The transmission features dual fluid filters, a dual-face torque converter lockup clutch for the 2nd-6th gears and an integrated Tow/Haul Mode that provides an alternative shift schedule to improve performance while towing or hauling.

THE AISIN AS69RC AUTOMATIC TRANSMISSION Engineered to handle the massive torque of the Cummins High Output engine, the AISIN delivers seamless shift quality via a sophisticated transmission controller, a state-of-the-art dual-core processor, a robust ring gear, a large thrust bearing and heat treatments for select components.



**6.4L HEMI® V8 ENGINE
WITH VCT AND MDS**

410 HP | 429 LB-FT

**18,210-LB (8,260-KG)
MAX TOWING**



ICONIC POWER The 6.4L HEMI V8 turns out impressive standard horsepower, towing and payload numbers. Variable Cam Timing (VCT) provides consistent power across a wide torque band. FuelSaver/Multi-Displacement System (MDS) technology delivers 4-cylinder efficiencies during highway cruising, along with the interactive Deceleration Fuel Shut-Off (iDFSO) feature.

THE ZF 8HP75 8-SPEED AUTOMATIC TRANSMISSION

Smooth-shifting on the 6.4L HEMI V8 comes from the TorqueFlite® 8HP75 8-speed automatic transmission. There are more than 40 individual shift maps to refine shift points for optimal efficiency, performance and drivability. The transmission uses shift-by-wire technology, engineering that eliminates a mechanical linkage between the transmission and the gear selector. Ram Heavy Duty models equipped with the gas engine and 8-speed transmission use an innovative rotary shifter mounted on the left side of the instrument panel's centre stack—in Black or Satin Chrome, depending on trim level.


DEALER PROCESS



BLIND-SPOT MONITORING (BSM) WITH REAR CROSS-PATH DETECTION²

Ram Heavy Duty delivers numerous standard and available safety and security features for long-haul confidence. With dual wide-band radar sensors in the taillamps, the available BSM with Rear Cross-Path Detection scans blind spots behind the vehicle to help ensure safe manoeuvring while automatically sensing and accounting for the length of your trailer. If equipped with available 360° Surround View Camera System,³ using the turn signal will automatically activate the rear-facing camera view in the radio.

Lane Departure Warning² uses a forward-facing camera that can detect your vehicle's position and lane markings on the road. The system helps prevent unintentional lane drift by providing a visual alert before safely guiding the vehicle back into position. Available.



ACC² AND FSFCW+² WORK WITH LOADED TRAILERS UP TO 37,090 LB (16,824 KG)

ADAPTIVE CRUISE CONTROL (ACC) WITH STOP²

This system can maintain a driver-selected set distance from vehicles in the lane ahead. When slower traffic is detected, Ram Heavy Duty can automatically adjust its speed all the way down to 0 km/h, even with a trailer attached. Available.

ADAPTIVE FORWARD LIGHTING SYSTEM

The Class-Exclusive Adaptive Forward Lighting System⁴ provides crisp LED lighting. The lamps turn up to 15 degrees to help with nighttime visibility. Available.

FULL-SPEED FORWARD COLLISION WARNING PLUS (FSFCW+)²

This system notifies the driver through multiple warnings when the vehicle gets too close to a preceding vehicle. If the driver isn't braking enough, Auto Emergency Braking automatically takes over, dramatically increasing braking, and can even bring the vehicle to a full stop to help avoid a collision. FSFCW+ also works with attached trailers and will engage the trailer brakes. Available.

PARK-SENSE® FRONT AND REAR PARK ASSIST SYSTEM²

Integrated sensors in the front and rear bumper valences use ultrasonic waves to determine the relative distance to objects in front or in back of your pickup. If an obstacle is detected when backing up or moving forward during parking manoeuvres, visual and audio signals inform the driver. Available.



THE SMARTER WAY TO TOW

TOW WITH EASE

When you need serious towing prowess, opt for available features that help get the job done: 30K fifth-wheel hitch, Fifth-Wheel/Gooseneck Prep Group, Auto-Level Rear Air Suspension, Cargo-View Camera,³ Trailer Brake Controller and DOT Safety Kit.



TRAILER REVERSE STEERING CONTROL

This semiautomated system lets the driver use an instrument panel knob to indicate the intended trailer direction. With hands off the steering wheel, the system automatically determines steering wheel input required to provide desired trailer trajectory. This function works with Tag, Gooseneck and Fifth-Wheel trailer types.



LIMITED IN DIAMOND BLACK CRYSTAL PEARL
Properly secure all cargo. Always tow within the vehicle's capacity.

CLASS-EXCLUSIVE AUTO-LEVEL REAR AIR SUSPENSION¹ WITH BED-LOWERING MODE

The available system brings the rear suspension to its lowest position for easier ball/hitch alignment, counteracts weight from trailering/hauling, maintains an even and level profile when loaded, and keeps rake constant from the front end to the rear of the trailer.

LED HITCH LAMP

Illumination from the standard lamp makes for easier trailer hook-up in the dark.

TELESCOPING TRAILER-TOW MIRRORS WITH CAMERAS

These power, telescoping trailer-tow mirrors include an available mirror-mounted camera system for better trailer visibility.



CLASS-EXCLUSIVE AVAILABLE POWER CONVEX TRAILER-TOW MIRRORS¹



LED TRAILER HITCH TAILGATE LIGHT





TRAILERING AND PAYLOAD ASSISTANCE
AUTO-LEVEL REAR AIR SUSPENSION



SERIOUS PAYLOAD CAPACITY DELIVERED*

CLASS-EXCLUSIVE AUTO-LEVEL REAR AIR SUSPENSION¹

With engineering unique to each weight class, the available system features three different modes:

- Payload Mode can self-level, automatically adapting to shifting loads and changes in road camber
- Trailer-Tow Mode keeps an even rake between trailer and truck
- Bed-Lowering Mode makes trailer hookups easier

STANDARD RAM 2500/3500 SUSPENSIONS

RAM 2500: Smart tuning dynamics that yield a smooth ride are part of the Class-Exclusive rear link coil suspension¹. Other features include Frequency Response Dampening (FRD) shock absorbers, progressive-rate coil springs and a refined bushing set

RAM 3500: Technology makes easier work of huge towing and payload jobs. The standard rear leaf-spring suspension uses two-stage longitudinal leaf springs, while the bushings serve to enhance durability and increase strength

*When properly equipped. Properly secure all cargo.



BRILLIANTLY STOCKED WITH
PREMIUM INTERIOR FEATURES

RAM CLEAN AIR BIO FILTERS

This standard system filters 95 percent of air particulates, such as dust, smoke, droplets and aerosols for a cleaner cabin. It also helps maintain HVAC performance.

PREMIUM LISTENING EXPERIENCE

The available 750-watt Harman Kardon® High-Performance Audio System boasts 17 world-class speakers designed for an immersive listening experience

REAL PREMIUM MATERIALS

Brawn and beauty collide through available premium materials, real-wood accents, metal and a distinctive colour palette

ABUNDANT COMFORT

Three seating configurations, heated and ventilated front seats and available heated rear seats, and in-floor covered storage bins provide ample space for both passengers and cargo

DEALER ePROCESS

THE UCONNECT® 5 SYSTEM

OFFERS A HOST OF CONNECTED SERVICES AND FEATURES FOR EASE OF USE FOR BOTH NOVICE AND EXPERT USERS ALIKE

UCONNECT 5 NAV® RADIO is available to keep you informed and entertained. Its large, full-colour, 12-inch touchscreen integrates with your iPhone® through Apple CarPlay® and your Android™ smartphone with Android Auto™. The available 4G LTE WiFi Hotspot⁷ allows you to connect up to eight devices. With Amazon Alexa Built-In⁸ for the Uconnect 5 radio in your vehicle, you can have the convenience of the Alexa features you enjoy at home, now on the go.

CONNECTED TRAFFIC AND TRAVEL SERVICES⁹ Thanks to the ability to predict traffic, formulate better routes and provide more accurate arrival times, Uconnect Navigation provides the most up-to-date traffic and travel information. Uconnect's Advanced Connectivity services—including Traffic, Parking, Fuel and Weather—provide drivers with reliable, timely information to get them where they are going. Requires subscription to Ram Connect.⁹

SIRIUSXM® WITH 360L¹⁰ makes it easier than ever to find and enjoy listening to over 200 channels and 10,000 hours of on-demand content. A six-month trial is included on Ram Heavy Duty models equipped with Uconnect 5 multimedia centres.



APPLE CARPLAY⁶ makes wireless in-vehicle iPhone use easier and safer. Your call: use the touchscreen or Siri® voice commands.⁸ Available.



ANDROID AUTO™ Wirelessly connect your Android™ smartphone to access your favourite maps, media, and messaging apps like Google Maps and YouTube Music on your car display. Available.

OFF-ROAD PAGES provides real-time vehicle information while operating on offroad positions. Information includes ride height, transfer case, pitch and roll, and more. Available.

TRAILER-TOW PAGES The enhancements to the camera system on Ram Heavy Duty allow access to multiple exterior vehicle view modes that include behind-the-trailer view and blind-spot view. Available.

Uconnect®

DEP
DEALER ePROCESS



APPLE CARPLAY SHOWN.

INNOVATION AT EVERY TOUCH



CONNECT WHILE ON THE GO

This is user-friendly technology that delivers premium levels of entertainment, communication, comfort and convenience. Ram Heavy Duty offers a wealth of technologies that do it all. Among them are the latest generation of the Award-Winning Uconnect® systems, built-in cellular connectivity and personalized settings for available features like heated/ventilated seats, Keyless Enter 'n Go™—and much, much more.

RAM CONNECT⁹

Drive worry-free with Ram Connect—a premium suite of safety and convenience services that can be accessed in your vehicle or through the Ram Connect⁹ App. Includes a three-month trial. Available with Uconnect 5 multimedia centres.

Ram Connect⁹ features include:

- SOS Call¹¹
- Roadside Assistance Call¹²
- Lock/Unlock Your Car¹³
- Start Your Car¹³
- Remote Horn and Lights¹³
- Vehicle Finder¹³
- Send & Go¹⁴
- Theft Alarm Notification¹⁵
- Stolen Vehicle Assistance¹⁶
- Family Drive Alerts¹⁷





CONNECTED TO YOUR **DIGITAL LIFESTYLE**

FULL-COLOUR TOUCHSCREEN

From the available 12-inch touchscreen, you can customize your view for full- or split-screen capability. Pinch-to-zoom technology and physical controls make it easy to access radio and connectivity features. Full-screen navigation⁵ helps keep you on course, while SiriusXM[®] with 360L¹⁰ keeps you entertained. SiriusXM with 360L delivers both satellite and streaming SiriusXM[®] channels.

Algorithms serve up content recommendations based on your listening preferences, making it easier to discover more of what SiriusXM[®] offers, including exclusive SiriusXM on-demand programming. You can also create your own ad-free music stations based on the artists you're listening to. Subscribers can give songs a thumbs-up or thumbs-down within the SiriusXM service or skip songs to create their own personal channel that plays more of what they want to hear.

CHARGING SOLUTIONS


The front of the centre console houses an auxiliary input and two sets of USB connections (Type-A/-C pairs). There is also a phone shelf to hold smartphones with an optional integrated wireless charging pad.

CONNECTIVITY FOR EVERYONE

Rear-seat passengers are also treated to multiple amenities, with two available USB connection points (Type-A/-C pairs with bucket seats; two Type-A USB ports with bench seats; charging only in both configurations) and an available 115-volt/400-watt outlet conveniently located on the rear of the centre console. The two-cup-holder space also offers the ability to mount a tablet for rear-seat viewing.

THE HARMAN KARDON[®] ALTERNATIVE

A premium pickup warrants a premium sound system. The available Harman Kardon 750-watt High-Performance Audio System features 17 strategically located speakers, including a subwoofer, that deliver balanced sound the way it's meant to be heard.



RAM HEAVY DUTY

AN INNOVATIVE VIEW

SEE BEHIND YOU WHILE FACING FORWARD Ram Trucks are designed to make towing easy. Opt for the 12-inch touchscreen that delivers views of both sides of your trailer, plus a virtual view of your truck from above. Active guidelines move in tandem with steering wheel turns for pinpoint accuracy when backing up to a hitch. Rear views of your cargo area and the terrain beyond can also be accessed—a real asset if you choose the available Fifth-Wheel/Gooseneck Prep Group.



TRAILER 360° CAMERA SYSTEM³

This system provides a 360° bird's-eye view of the trailer, eases vehicle/trailer manoeuvring by providing enhanced visibility of trailer surroundings and aids when backing up a trailer in tight spaces. The driver can select to see views of the front, rear, left or right trailer cameras. Available.



DIGITAL REARVIEW MIRROR³ WITH SIDE-CAMERA INTEGRATION

Along with a real-time video stream from a rear-facing camera, the Digital Rearview Mirror provides a composite visual of left- and right-side views of the vehicle. Select from several display modes and a better view of the sides of the vehicle. The primary rear-facing camera is mounted on the rear of the cab for an unobstructed view and provides a wider field of view versus a traditional mirror. Available.

DEP
DEALER ePROCESS



TRAILER REVERSE GUIDANCE VIEW³

With both sides of the trailer appearing on a single-screen view, drivers can feel more confident towing, parking and manoeuvring long or short setups. The available system stitches together select screens for simultaneous views of each trailer side; on-screen buttons give the driver left/right panning ability to better frame the trailer in the image. It's ideal for tight garages and parking spaces and delivers fast, safe and efficient operation.



360° SURROUND VIEW CAMERA SYSTEM³ Strategically placed cameras inside the front grille, in the outside mirrors and in the tailgate handle allow the driver to see a complete picture of the vehicle surroundings. The result is secure parking, loading/unloading and trailer hookup. Available.



AUXILIARY CAMERA TECHNOLOGY³ This camera system by Mopar[®] allows you to customize its position on your trailer. It delivers expansive viewing capability, with enough wiring to handle trailers up to 12.2 m (40 ft). Available.



CARGO-VIEW CAMERA³ Receive a high-perspective view of the vehicle bed on the centre-stack screen. Benefits include a zoom feature and views of the box cargo, aftermarket upfit equipment, or in-box hitch status—like available fifth-wheel or gooseneck applications. Available.

CUSTOMIZABLE DISPLAY



12-INCH DIGITAL CLUSTER

The available, 12-inch cluster provides enhanced standard gauges, in-cluster navigation⁵ and the ability to select illumination colour for a more custom feel. From the high-definition screen, you can check the status of the available Blind-Spot Monitoring (BSM)² System, view real-time tire pressure and more. Most notably, you can monitor data that's critical when trailering—like the settings of the available Trailer Brake Controller and whether you should modify them.

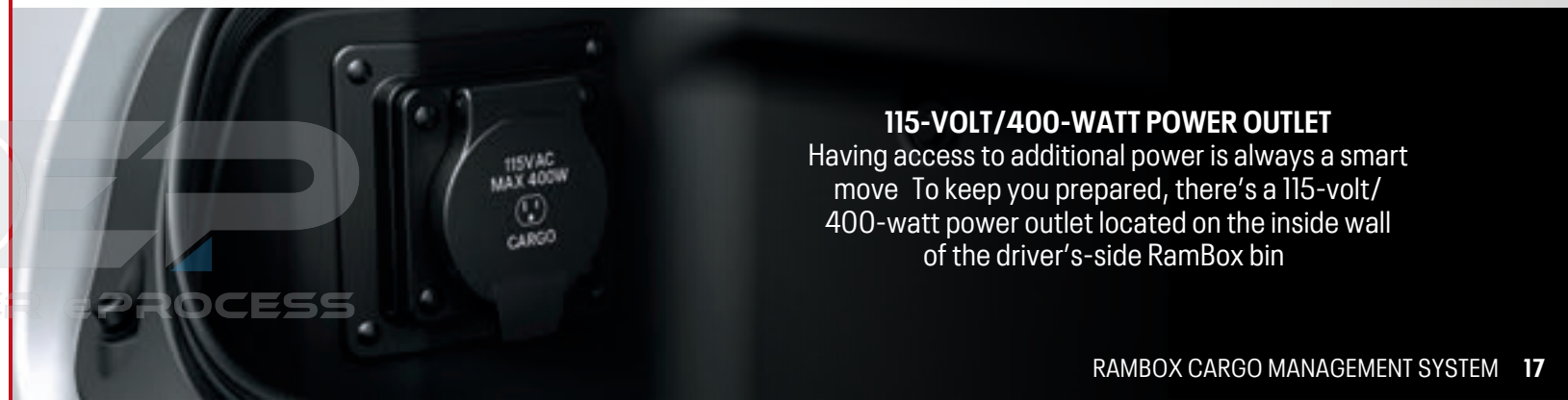




RAMBOX® CARGO MANAGEMENT SYSTEM

INNOVATIVE RAMBOX CARGO MANAGEMENT SYSTEM

Ram Heavy Duty offers what no other truck in its class can: the available Class-Exclusive RamBox Cargo Management System! Best of all, these storage bins are weatherproof, lockable, drainable and equipped with internal illumination



115-VOLT/400-WATT POWER OUTLET

Having access to additional power is always a smart move. To keep you prepared, there's a 115-volt/400-watt power outlet located on the inside wall of the driver's-side RamBox bin



DAMPENED TAILGATE AND POWER RELEASE
 A strut connecting the rear box pillar to the tailgate serves as a damper, allowing for easy opening and closing. The tailgate also features an available power-release function; open it with the key fob button or via the in-cabin control.



IN-BED LED LIGHTING
 Controlled by a switch or activated when the unlock button on the key fob is pushed, the available side cargo-bed lights provide convenient illumination.



BED STEP
 The foot-actuated Mopar® Bed Step eases access to the bed and hides out of sight when not in use. Available as a factory-installed option or as a stand-alone Mopar Accessory.



STANDARD SHEETS FIT
 Opting for the RamBox® System doesn't mean sacrificing precious bed space. You'll still have plenty of room to carry wide cargo, like standard 4x8-foot sheets of building materials.



MANAGE YOUR CARGO
 For additional cargo organization, opt for the RamBox Utility Group that includes a stowable bed divider and four adjustable tie-down loops.



BED OUTLET
 When you need power on the go, your Ram Heavy Duty is ready. Use the available 115-volt/400-watt power outlet located in the rear of the truck bed to plug in tools, lights or anything else you need to get the job done.



**ENGINEERED BY
 CARGO EXPERTS**



TRADESMAN®



POWERTRAIN

- 6.4L HEMI® V8 Variable Valve Timing (VVT) with FuelSaver/Multi-Displacement System (MDS) Technology/8-speed automatic
- 6.7L Cummins® Turbo Diesel I-6/6-speed automatic
- 6.7L Cummins High Output Turbo Diesel I-6/6-speed AISIN® automatic (3500 models only)

SELECT FEATURES

INTERIOR AMENITIES

- 3 5-inch full-colour Driver Information Display
- Air conditioning with manual temperature control
- Full-folding rear bench seat (Crew Cab)
- Manual tilt steering column
- Media Hub with 3 USB ports
- Uconnect® 3 multimedia centre with 5-inch display and SiriusXM Guardian™¹⁸ connected vehicle services
- Urethane steering wheel
- Vinyl 40/20/40 split-folding front bench seat with manual adjust
- Vinyl floor covering

EXTERIOR FEATURES

- 17-inch steel wheels with Argent-painted finish (18-inch on 3500)
- Black door handles
- Black front/rear bumper
- Black grille
- Black manual-folding/telescoping trailer-tow mirrors
- Incandescent taillamps
- LED trailer hitch tailgate light
- Quad-halogen headlamps

CAPABILITY & FUNCTIONALITY

- 730-amp maintenance-free battery
- Active grille shutters
- Class V hitch receiver
- Engine block heater
- Front/rear heavy-duty shocks with Frequency Selective Dampening (FSD)
- Keyless Go push-button start
- Manual shift-on-the-fly part-time transfer case (4x4 only)
- Rear fixed window
- Speed control
- Suspension, 3-link front
- Suspension, rear Hotchkis leaf spring (3500 only)
- Suspension, rear link with coil spring (2500 only)
- Trailer-tow wiring with 4- and 7-pin connector

SAFETY & SECURITY

- 4-wheel disc antilock brakes with Brake Assist
- 6 air bags,¹⁹ including advanced multistage front, supplemental front-seat side-mounted and side-curtain
- Electronic Stability Control (ESC)²⁰ with Ready Alert Braking, Rain Brake Support, Hill Start Assist, Traction Control, Electronic Roll Mitigation and Trailer Sway Control

SELECT OPTIONAL EQUIPMENT

- Full-size temporary-use spare tire
- Tire-fill alert
- Tire Pressure Monitoring Display
- Auto-Level Rear Air Suspension System
- Bed Utility Group
- Blind-Spot Monitoring with Rear Cross-Path Detection²
- Chrome Appearance Package
- Fifth-Wheel/Gooseneck Prep Group
- Off-Road Group (Crew Cab 4x4 only)
- Park-Sense® Rear Park Assist System²
- Power Wagon® Package (Crew Cab 4x4 only)
- Safety Group
- Towing Technology Group
- Tradesman Level I Equipment Group
- Tradesman Level II Equipment Group
- Trailer Surround View Camera System³ (Crew Cab)
- Uconnect 5 Multimedia Centre with 8 4-inch Display
- Uconnect 5 NAV⁵ Multimedia Centre with 8 4-inch Display
- Uconnect 5 NAV⁵ Multimedia Centre with 12-inch Display

APPEARANCE PACKAGE



Chrome Appearance Package

Includes chrome grille surround, chrome bumpers, chrome "RAM" grille badge and 18-inch chrome-clad steel wheels

INTERIOR FABRICS



Heavy-Duty Vinyl, Diesel Grey/Black
Standard

Cloth, Black
Optional

WHEELS (SRW)



17-inch Steel, Argent-Painted Finish
Standard on 2500 (WDA)



18-inch Steel, Argent-Painted Finish
Standard on 3500; Optional on 2500 (WBN)



18-inch Chrome-Clad Steel
Included with Chrome Appearance Package (WBH)

WHEELS (DRW)



17-inch Steel, Argent-Painted Finish
Standard (WFU)



17-inch Steel, Chrome Finish
Included with Chrome Appearance Package (WD4)

BIG HORN®



POWERTRAIN

- 6.4L HEMI V8 VVT with FuelSaver/MDS Technology/8-speed automatic
- 6.7L Cummins Turbo Diesel I-6/6-speed automatic
- 6.7L Cummins High Output Turbo Diesel I-6/6-speed AISIN automatic (3500 models only)

STANDARD FEATURES INCLUDE SELECT TRADESMAN FEATURES PLUS:

INTERIOR AMENITIES

- Carpet floor covering
- Cloth 40/20/40 split-folding front bench seat
- Cloth rear-folding bench seat (Crew Cab)
- Front/rear floor mats
- Hydrographic "metal patina" finish on centre stack/console and doors
- Manual 4-way driver and front-passenger seats
- Overhead console
- Premium vinyl door trim panel
- SiriusXM® with six-month trial subscription¹⁰

EXTERIOR FEATURES

- 18-inch chrome-clad steel wheels
- Big Horn badge
- Black power, heated, manual-folding/telescoping trailer-tow mirrors with courtesy lamps, supplemental turn signals and auxiliary convex mirrors
- Chrome bumper
- Chrome-surround/Black grille

CAPABILITY & FUNCTIONALITY

- Electronic shift-on-demand transfer case (4x4 only)
- Trailer light check

SELECT OPTIONAL EQUIPMENT

- Auto-Level Rear Air Suspension System
- Bed Utility Group
- Big Horn Level I Equipment Group
- Big Horn Level II Equipment Group
- Blind-Spot Monitoring with Rear Cross-Path Detection²
- Fifth-Wheel/Gooseneck Prep Group
- Heated Seats and Wheel Group
- Night Edition
- Off-Road Group (Crew Cab 4x4 only)
- Park-Sense Front and Rear Park Assist System²
- Premium Lighting Group
- Safety Group
- Sport Appearance Package
- Spray-In Bedliner
- Tech Package
- Towing Technology Group
- Trailer Surround View Camera System³ (Crew Cab)
- Uconnect 5 Multimedia Centre with 8 4-inch Display
- Uconnect 5 NAV⁵ Multimedia Centre with 8 4-inch Display
- Uconnect 5 NAV⁵ Multimedia Centre with 12-inch Display

INTERIOR FABRICS



Cloth, Diesel Grey/Black
Standard

Cloth, Black
Included with Sport Appearance Package and Night Edition

WHEELS (SRW)



18-inch Chrome-Clad Steel
Standard (WBH)



18-inch Polished Aluminum
Packaged with Level I and Level 2 Equipment Groups (WBE)



20-inch Black-Painted Aluminum
Included with Night Edition (WF3)

WHEELS (DRW)



17-inch Steel, Chrome Finish
Standard (WD4)



17-inch Polished Aluminum
Optional; Included with Sport Appearance Package (WF7)



17-inch Black Aluminum
Included with Night Edition (WFQ)

APPEARANCE PACKAGES



Night Edition

For Crew Cab only. Includes body-colour upper and lower grille surround, and lower grille surround, bumpers and door handles; Black headlamp and taillamp bezels and badging; Black grille; Park-Sense Front and Rear Park Assist System²; and 20-inch Black-painted aluminum wheels (17-inch on 3500 Dual-Rear-Wheel (DRW) models) with All-Terrain On-/Off-Road tires; interior features Black monotone trim and seating



Sport Appearance Package

Includes body-colour grille surround, body-colour bumpers, body-colour door handles, and Park-Sense Front and Rear Park Assist System²; interior features Black monotone trim and seating



AODA

REBEL



REBEL® (2500 ONLY)

POWERTRAIN

- 6.4L HEMI® V8 Variable Valve Timing (VVT) with FuelSaver/Multi-Displacement System (MDS) Technology/8-speed automatic
- 6.7L Cummins® Turbo Diesel I-6/6-speed automatic

STANDARD FEATURES INCLUDE SELECT BIG HORN® FEATURES PLUS:

INTERIOR AMENITIES

- 4-way front and 2-way rear adjustable headrests
- 12-inch customizable in-cluster display
- 60/40 split-folding rear bench seat
- 115-volt auxiliary power outlet
- Dual glove boxes, locking lower
- Dual-Zone Automatic Temperature Control
- Fold-flat load floor storage
- Front armrest with cup holders
- Front centre-seat cushion storage
- Heated front seats
- Heated steering wheel
- Power driver seat (with 2-way power lumbar adjust)
- "REBEL" instrument cluster theme and instrument panel badging
- Storage tray
- Uconnect® 5 NAV⁵ multimedia centre with 8 4-inch display

EXTERIOR FEATURES

- 18-inch Black Diamond-Cut aluminum wheels
- Black lower two-tone paint
- Black powder-coated front and rear bumpers
- Black wheel flares
- Clearance lamps
- Fuel tank and transfer case skid plate shields
- LED headlamps, taillamps and fog lamps
- LT275/70R18E BSW All-Terrain tires
- "REBEL" badge
- Tow hooks

CAPABILITY & FUNCTIONALITY

- 220-amp alternator
- Hill Descent Control
- Rear limited-slip differential with electronic lock
- Rebel suspension with raised ride height

SELECT OPTIONAL EQUIPMENT

- 4 10 Axle Ratio
- 9 Alpine® Speakers with Subwoofer
- 17-speaker Harman Kardon® High-Performance Audio System
- Adaptive Steering System
- Auto-Level Rear Air Suspension
- Auxiliary Wireless Camera
- Bed Utility Group
- Black Vinyl Floor Covering
- Blind-Spot Monitoring with Rear Cross-Path Detection²
- Centre High-Mounted Stop Lamp (CHMSL) with Cargo-View Camera³
- Fifth-Wheel/Gooseneck Prep Group
- Flat Cab-Length Side Steps, Painted
- Flat Wheel-to-Wheel Side Steps, Painted
- Front and Rear Floor Mats
- Front Electric Winch
- Instrument-Panel-Mounted Auxiliary Switches
- Level 1 Equipment Group
- Level 2 Equipment Group
- Monotone Paint
- Mopar® Black Tubular Side Steps
- Mopar Rock Rails with Step Pad
- Mopar Spray-In Bedliner
- Mopar Trailer Camera Wiring/No Camera
- Power-Deployable Running Boards
- Power Sunroof
- RamBox® Cargo Management System
- Rear Back-Up Alarm²
- Safety Group
- Security Alarm²¹
- Towing Technology Group
- Trailer Surround View Camera System³
- Trailer Tire Pressure Monitoring System
- Tri-Fold Tonneau Cover

INTERIOR FABRICS



Cloth with Vinyl Inserts, Black Standard



Leather-Faced with Vinyl Inserts and Embroidered Rebel Logo, Black
Included with Rebel Level 1 Equipment Group



Premium Natura Plus Leather with Embossed Rebel Logo, Black
Included with Rebel Level 2 Equipment Group

WHEELS



18-inch Black Diamond-Cut Aluminum Standard (WBB)



20-inch Diamond-Cut Face Aluminum Optional (WRD)



Properly secure all cargo. Always tow within the vehicle's capacity.



DEEP
DEALER ePROCESS



POWER WAGON®

(2500 ONLY)

POWERTRAIN

6.4L HEMI® V8 Variable Valve Timing (VVT) with FuelSaver/Multi-Displacement System (MDS) Technology/8-speed automatic

STANDARD FEATURES INCLUDE SELECT REBEL® FEATURES PLUS:

INTERIOR AMENITIES

Power Wagon instrument panel plate
Power Wagon themed instrument cluster

EXTERIOR FEATURES

17-inch Black-painted aluminum wheels with LT285/70R17D OWL All-Terrain tires
Power Wagon decals
Unique Power Wagon grille with vertical bar design

CAPABILITY & FUNCTIONALITY

4.10 axle ratio
Front disconnecting sway bar
Raised ride height
Ram Articulink® Suspension

SELECT OPTIONAL EQUIPMENT

17-Speaker Harman Kardon® High-Performance Audio System
Bed Utility Group
Blind-Spot Monitoring with Rear Cross-Path Detection²
Level I Equipment Group
Level II Equipment Group
Power Sunroof
Power Wagon Badging Delete
RamBox® Cargo Management System
Safety Group
Towing Technology Group
Trailer Surround View Camera System³


INTERIOR FABRICS



Cloth with Vinyl Inserts, Black Standard



Leather-Faced with Vinyl Inserts and Embroidered Power Wagon Logo, Black
Included with Power Wagon Level 1 Equipment Group



Premium Natura Plus Leather with Embossed Power Wagon Logo, Black
Included with Power Wagon Level 2 Equipment Group

WHEEL



17-inch Black-Painted Aluminum Standard (WFW)



LARAMIE®

POWERTRAIN

6.4L HEMI V8 VVT with FuelSaver/MDS Technology/8-speed automatic
6.7L Cummins® Turbo Diesel I-6/6-speed automatic
6.7L Cummins High Output Turbo Diesel I-6/6-speed AISIN® automatic (3500 models only)

STANDARD FEATURES INCLUDE SELECT BIG HORN® FEATURES PLUS:

INTERIOR AMENITIES

5 USB ports, 2 power outlets
7-inch full-colour customizable in-cluster display
9-speaker premium audio system with subwoofer
60/40 split-folding rear bench seat
Dual-Zone Automatic Temperature Control
Heated front seats
Leather-faced 40/20/40 split-folding front bench seat
Leather-wrapped heated steering wheel
LED ambient interior lighting
Power driver and front-passenger seats (with 2-way power lumbar adjust)
Uconnect® 5 NAV⁵ multimedia centre with 8 4-inch display
Universal Garage Door Opener²²

EXTERIOR FEATURES

18-inch polished aluminum wheels
Body-colour wheel flares and door handles
Chrome-surround/chrome billet grille
Dampened tailgate
Laramie badge

CAPABILITY & FUNCTIONALITY

Keyless Enter 'n Go™ with proximity entry and push-button start
Park-Sense® Rear Park Assist System²
Remote Start System
Security alarm²¹

SELECT OPTIONAL EQUIPMENT

Auto-Level Rear Air Suspension System
Bed Utility Group
Chrome Bumper Package
Laramie Level I Equipment Group
Laramie Level II Equipment Group
Night Edition
Off-Road Group
Power Sunroof
RamBox Cargo Management System
Safety Group
Sport Appearance Package
Towing Technology Group
Trailer Surround View Camera System³

INTERIOR FABRIC



Leather-Faced, Black Standard

WHEELS (SRW)



18-inch Polished Aluminum Standard (WBE)



18-inch Polished Aluminum
Included with Level 1 and Level 2 Equipment Groups (WBL)



20-inch Black-Painted Aluminum
Included with Night Edition (WF3)



20-inch Polished Aluminum
Included with Sport Appearance Package (WRJ)

WHEELS (DRW)



17-inch Polished Aluminum Standard (WF7)



17-inch Black-Painted Aluminum
Included with Night Edition (WFQ)

APPEARANCE PACKAGES



Night Edition

Includes Sport performance hood, body-colour upper and lower grille surround, Black headlamp and taillamp bezels and badging, Black-painted billet grille, and 20-inch Black-painted aluminum wheels (17-inch on Dual-Rear-Wheel (DRW) models) with All-Terrain On-/Off-Road tires; interior features include Black monotone trim with Black headliner and seating



Sport Appearance Package

Includes Sport performance hood and body-colour upper and lower grille surround; interior features include Black monotone trim with Black headliner and seating



Chrome Bumper Package

Includes bright chrome front and rear bumpers





LIMITED LONGHORN™

POWERTRAIN

6.7L Cummins® Turbo Diesel I-6/6-speed automatic
6.7L Cummins High Output Turbo Diesel I-6/6-speed AISIN® automatic (3500 models only)

STANDARD FEATURES INCLUDE SELECT LARAMIE® FEATURES PLUS:

INTERIOR AMENITIES

12-inch full-colour customizable in-cluster display with Limited Longhorn theme
60/40 split-folding rear bench seat with fold-down armrest
Heated front and rear outboard seats
Leather-wrapped/real-wood steering wheel
Limited Longhorn premium leather and wood interior treatment
Premium leather front bucket seats with laser filigree etching and full-length centre console
Premium rubber slush mats with removable carpet inserts
Ventilated front seats

EXTERIOR FEATURES

18-inch Diamond-Cut aluminum wheels
Bi-functional LED projector headlamps
Chrome wheel-to-wheel side steps
Chrome window mouldings
Limited Longhorn badge
Unique bright-surround grille

CAPABILITY & FUNCTIONALITY

Power-release dampened tailgate

SAFETY & SECURITY

Auto High-Beam Headlamp Control
Rain-sensitive windshield wipers

SELECT OPTIONAL EQUIPMENT

Auto-Level Rear Air Suspension System
Chrome Bumper Package
Limited Longhorn Level I Equipment Group — Includes 17-Speaker Harman Kardon® High-Performance Audio System
Off-Road Group
Power Sunroof
RamBox® Cargo Management System
Safety Group
Tow-Mode Digital Rearview Mirror² Package
Towing Technology Group
Trailer Surround View Camera System³
Wired Tow-Mode Camera³

APPEARANCE PACKAGES



Chrome Bumper Package
Includes chrome tow hooks and bright chrome front and rear bumpers



Two-Tone Paint
Includes Walnut Brown Metallic paint for the lower body, front and rear bumpers, wheel flares and wheel insert

INTERIOR FABRICS



Premium Leather with Laser Filigree Etching, Light Mountain Brown/Mountain Brown
Standard



Premium Leather, Light Mountain Brown/Mountain Brown
Optional



Premium Leather, Cattle Tan/Black
Optional

WHEELS (SRW)



18-inch Diamond-Cut Aluminum
Standard (WBD)



20-inch Diamond-Cut Aluminum
Optional (WRE)

WHEEL (DRW)



17-inch Polished Aluminum
Standard (WF7)



LIMITED

POWERTRAIN

6.7L Cummins Turbo Diesel I-6/6-speed automatic
6.7L Cummins High Output Turbo Diesel I-6/6-speed AISIN automatic (3500 models only)

STANDARD FEATURES INCLUDE SELECT LIMITED LONGHORN FEATURES PLUS:

INTERIOR AMENITIES

Limited premium leather and wood interior treatment
Premium leather bucket front seats with full-length centre console

EXTERIOR FEATURES

20-inch Diamond-Cut aluminum wheels
Chrome bodyside moulding
Chrome-surround Limited grille
Limited badge
Tow hooks

SAFETY & SECURITY

Blind-Spot Monitoring with Rear Cross-Path Detection²

SELECT OPTIONAL EQUIPMENT

Auto-Level Rear Air Suspension System
Chrome Bumper Package
Limited Level I Equipment Group — Includes 17-Speaker Harman Kardon High-Performance Audio System
Night Edition
Off-Road Group
Power Sunroof
Safety Group
Tow-Mode Digital Rearview Mirror² Package
Trailer Surround View Camera System³
Wired Tow-Mode Camera³

INTERIOR FABRIC



Premium Leather, Black
Standard

WHEELS (SRW)



20-inch Diamond-Cut Aluminum
Standard (WRE)



20-inch Black-Painted Aluminum
Included with Night Edition (WRW)



20-inch Satin Carbon Aluminum with Chrome Inserts
Included with Limited Level I Equipment Group (WH3)

WHEELS (DRW)



17-inch Polished Aluminum
Standard (WF7)



17-inch Black-Painted Aluminum
Included with Night Edition (WFQ)


APPEARANCE PACKAGES



Chrome Bumper Package
Includes chrome tow hooks and bright chrome front and rear bumpers



Night Edition
Includes Sport performance hood, body-colour upper and lower grille surround, Black headlamp and taillamp bezels, Black mirrors and badging, Black-painted grille, and 20-inch Black-painted aluminum wheels (17-inch on Dual-Rear-Wheel (DRW) models)



RAM 2500/3500 COLOURS/CONFIGURATIONS



Bright White



Pearl White



Billet Silver Metallic



Granite Crystal Metallic



Diamond Black Crystal Pearl



Patriot Blue Pearl



Olive Green*



Hydro Blue Pearl*



Flame Red



Red Pearl

*Rebel® and Power Wagon® only

	Bright White	Pearl White	Billet Silver	Granite Crystal	Diamond Black Crystal	Patriot Blue	Olive Green*	Hydro Blue*	Flame Red	Red Pearl
TRADESMAN®	M	N/A	M	M	M	M	N/A	N/A	M	M
BIG HORN®	M	N/A	M	M	M	M	N/A	N/A	M	M
POWER WAGON/REBEL	■, M	N/A	■, M	■, M	M	■, M	■, M	■, M	■, M	■, M
LARAMIE®	M	M	M	M	M	M	N/A	N/A	M	M
LIMITED LONGHORN™	M, ■	M, ■	M, ■	M	M, ■	M	N/A	N/A	M	M
LIMITED	M	M	M	M	M	M	N/A	N/A	N/A	M

M = Available Monotone Colour ■ = Black Lower ■ = Walnut Brown Lower N/A = Not Available






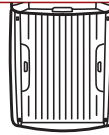

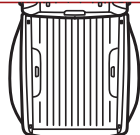
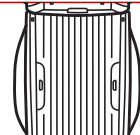


Limited Longhorn in Pearl White with Walnut Brown Metallic lower



Power Wagon in Billet Silver Metallic with Black lower

To see more examples of possible paint combinations, visit RAMTRUCK.CA

Not all colours are available on all models. Additional low-volume paints available.

CONFIGURATIONS									
2500/3500 MODELS UNLESS NOTED	REGULAR CAB	CREW CAB	MEGA CAB®	SRW: 6'4" BOX	SRW: 8' BOX	DRW: 6'4" BOX (3500 DRW ONLY)	DRW: 8' BOX (3500 DRW ONLY)	40/20/40 SPLIT-FOLDING BENCH SEAT	BUCKET SEATS
TRADESMAN	•	•	N/A	Available with CREW CAB	Available with REGULAR CAB or CREW CAB	N/A	Available with REGULAR CAB or CREW CAB	S	N/A
BIG HORN	•	•	N/A	Available with CREW CAB	Available with REGULAR CAB or CREW CAB	N/A	Available with REGULAR CAB or CREW CAB	S	OPTIONAL
POWER WAGON/REBEL (2500 ONLY)	N/A	S	N/A	S	N/A	N/A	N/A	S	OPTIONAL
LARAMIE	N/A	•	•	Available with CREW CAB or MEGA CAB	Available with CREW CAB	Available with MEGA CAB	Available with CREW CAB	S	OPTIONAL
LIMITED LONGHORN	N/A	•	•	Available with CREW CAB or MEGA CAB	Available with CREW CAB	Available with MEGA CAB	Available with CREW CAB	N/A	S
LIMITED	N/A	•	•	Available with CREW CAB or MEGA CAB	Available with CREW CAB	Available with MEGA CAB	Available with CREW CAB	N/A	S

S = Standard Configuration • = Available Configuration N/A = Not Available SRW = Single-Rear Wheel DRW = Dual-Rear Wheel

RAM 2500/3500 SPECIFICATIONS

RAM 2500 TOWING SPECIFICATIONS — SAE J2807 STANDARD COMPLIANT

Maximum towing capacities (when properly equipped)			REGULAR CAB		CREW CAB				MEGA CAB®
			8' BOX		6'4" BOX		8' BOX		6'4" BOX
ENGINE	AXLE RATIO	GCWR	4x2	4x4	4x2	4x4	4x2	4x4	4x4
6.4L HEMI® V8/ 8HP75 8-SPEED	3.73	9979 (22,000)	7049 (15,540)	6904 (15,220)	6890 (15,190)	6754 (14,890)	6831 (15,060)	6672 (14,710)	6563 (14,470)
	4.1	8165 (18,000)				4804 (10,590)			
	4.1	10,977 (24,200)	8047 (17,740)	7902 (17,420)	7888 (17,390)	7752 (17,090)	7829 (17,260)	7670 (16,910)	7557 (16,660)
6.7L CUMMINS® TURBO DIESEL I-6/ 68RFE 6-SPEED	3.73	12,392 (27,320)	9067 (19,990)						
	3.73	12,542 (27,650)		9063 (19,980)					
	3.73	12,565 (27,700)			9072 (20,000)				
	3.73	12,692 (27,980)				9067 (19,990)			
	3.73	12,628 (27,840)					9072 (20,000)		
	3.73	11,975 (26,400)						8269 (18,230)	
3.73	10,995 (24,240)							7085 (15,620)	

RAM 3500 TOWING SPECIFICATIONS — SAE J2807 STANDARD COMPLIANT

Maximum towing capacities (when properly equipped)			REGULAR CAB				CREW CAB						MEGA CAB			
			8' BOX		8' BOX DRW		6'4" BOX		8' BOX		8' BOX DRW		6'4" BOX	6'4" BOX DRW		
ENGINE	AXLE RATIO	GCWR	4x2	4x4	4x2	4x4	4x2	4x4	4x2	4x4	4x2	4x4	4x2	4x4	4x4	4x4
6.4L HEMI V8/ 8HP75 8-SPEED	3.73	9979 (22,000)	7017 (15,470)	6858 (15,120)			6854 (15,110)	6704 (14,780)	6777 (14,940)	6613 (14,580)					6563 (14,470)	
	3.73	10,251 (22,600)			7171 (15,810)	6967 (15,360)					6886 (15,180)	6727 (14,830)				6695 (14,760)
	4.1	10,977 (24,200)	8015 (17,670)	7856 (17,320)			7852 (17,310)	7702 (16,980)	7775 (17,140)	7611 (16,780)					7561 (16,670)	
	4.1	11,340 (25,000)			8260 (18,210)	8056 (17,760)						7974 (17,580)	7815 (17,230)			7784 (17,160)
6.7L CUMMINS TURBO DIESEL I-6/68RFE 6-SPEED	3.73	12,837 (28,300)	9498 (20,940)	9317 (20,540)	9371 (20,660)	9176 (20,230)	9303 (20,510)	9172 (20,220)	9240 (20,370)	9081 (20,020)	9761 (20,010)	8927 (19,680)	8990 (19,820)	8841 (19,490)		
	4.1	13,744 (30,300)			10,278 (22,660)	10,083 (22,230)					9984 (22,010)	9834 (21,680)			9748 (21,490)	
6.7L CUMMINS HIGH OUTPUT TURBO DIESEL I-6/AISIN® 6-SPEED	3.73	14,624 (32,240)					10,932 (24,100)									
	3.73	14,778 (32,580)						10,705 (23,600)								
	3.73	14,837 (32,710)												10,918 (24,070)		
	3.73	15,245 (33,610)								11,394 (25,120)						
	3.73	15,272 (33,670)							11,594 (25,560)							
	3.73	15,667 (34,540)		11,780 (25,970)												
	3.73	15,708 (34,630)	12,147 (26,780)													
	3.73	18,869 (41,600)			15,281 (33,690)	15,082 (33,250)						14,996 (33,060)	14,837 (32,710)			14,774 (32,570)
	4.1	19,030 (41,955)														14,937 (32,930)
	4.1	19,504 (43,000)					15,717 (34,650)					15,631 (34,460)	15,454 (34,070)			
4.1	20,412 (45,000)				16,824 (37,090)											

DRW = Dual-Rear Wheel. Weights given in kg (lb). Payload and Max Trailer Weights are ESTIMATED values and rounded to the nearest 5 kg (10 lb). Payload = GVWR Base Weight. Payload and Trailer Weight Rating are mutually exclusive. GAWRs, GVWRs and GCWRs should never be exceeded. Trailer Weight Rating and Tow Vehicle Trailing Weight are calculated as specified in SAE J2807 Passenger Weight = 136 kg (300 lb). Options Weight = 45 kg (100 lb). Trailing Equipment Weight: 34 kg (75 lb) for conventional hitch, 32 kg (70 lb) for gooseneck and 113 kg (250 lb) for fifth wheel. Tongue weight: 10 percent of the gross trailer weight for conventional hitch, 15 percent of the gross trailer weight for a fifth-wheel or gooseneck hitch. Payload and GAWR should never be exceeded and must account for all of the above weights, including the appropriate trailering equipment and tongue weight. Box-Off Body Completion Weight = 36 kg (80 lb) per ft from end of cab to end of frame. The maximum tongue weight for Class V (hitch receiver) is limited to 816 kg (1800 lb). A fifth-wheel or gooseneck hitch is required for trailers over 8165 kg (18,000 lb). The 6260-kg (13,800-lb) GVWR stated for Regular Cab, 4x2, 6.4L V8 with 4.10 axle ratio, applies to Tradesman® Package only. For all other configurations (Regular Cab, 4x2, 6.4L V8 with 4.10 axle ratio), the GVWR is 6214 kg (13,700 lb).

For full specifications, visit
[RAMTRUCKS.COM/RAM-COMMERCIAL/BODY-BUILDERS-GUIDE](https://www.ramtrucks.com/ram-commercial/body-builders-guide)

RAM 2500/3500 SPECIFICATIONS

RAM 2500 PAYLOAD SPECIFICATIONS

Maximum payload capacities (when properly equipped)		REGULAR CAB		CREW CAB				MEGA CAB®
		8' BOX		6'4" BOX		8' BOX		6'4" BOX
ENGINE	GVWR	4x2	4x4	4x2	4x4	4x2	4x4	4x4
6.4L HEMI® V8/8HP75 8-SPEED	3885 (8565)				739 (1630)			
	4536 (10,000)	1819 (4010)	1674 (3690)	1660 (3660)	1524 (3360)	1601 (3530)	1438 (3170)	1334 (2940)
6.7L CUMMINS® TURBO DIESEL I-6/68RFE 6-SPEED	4536 (10,000)	1429 (3150)	1275 (2810)	1256 (2770)	1129 (2490)	1193 (2630)	1043 (2300)	925 (2040)

RAM 3500 PAYLOAD SPECIFICATIONS

Maximum payload capacities (when properly equipped)		REGULAR CAB				CREW CAB				MEGA CAB			
		8' BOX		8' BOX DRW		6'4" BOX		8' BOX		8' BOX DRW		6'4" BOX	6'4" BOX DRW
ENGINE	GVWR	4x2	4x4	4x2	4x4	4x2	4x4	4x2	4x4	4x2	4x4	4x4	4x4
6.4L HEMI V8/8HP75 8-SPEED	4853 (10,700)	2105 (4640)				1941 (4280)							
	4990 (11,000)		2068 (4560)				1928 (4250)						
	5035 (11,100)						2046 (4510)						
	5171 (11,400)							2018 (4450)				1969 (4340)	
	6350 (14,000)			3484 (7680)	3279 (7230)					3198 (7050)	3039 (6700)		3007 (6630)
6.7L CUMMINS TURBO DIESEL I-6/ 68RFE 6-SPEED	5216 (11,500)	2091 (4610)				1896 (4180)							
	5352 (11,800)		2059 (4540)				1901 (4190)						
	5443 (12,000)							2059 (4540)					
	5579 (12,300)								2037 (4490)			1946 (4290)	
	6350 (14,000)			3098 (6830)	2903 (6400)					2803 (6180)	2654 (5850)		2567 (5660)
6.7L CUMMINS HIGH OUTPUT TURBO DIESEL I-6/ AISIN® 6-SPEED	5216 (11,500)	2037 (4490)				1851 (4080)							
	5352 (11,800)		1982 (4370)				1819 (4010)						
	5443 (12,000)							2014 (4440)					
	5579 (12,300)								1964 (4330)			1873 (4130)	
	6350 (14,000)			2976 (6560)	2776 (6120)					2690 (5930)	2531 (5580)		2468 (5440)

DRW = Dual-Rear Wheel Weights given in kg (lb) Weights are estimated values rounded to the nearest 5 kg (10 lb) Payload = GVWR Base Weight Payload and Trailer Weight Rating are mutually exclusive. GAWRs, GVWRs and GCWRs should never be exceeded. 3500 Regular Cab, 4x2, 6.4L V8 with 4.10 axle ratio, GVWR of 6260 kg (13,800 lb) applies to Tradesman® Package only. For all other price classes for this configuration (Regular Cab, 4x2, 6.4L V8 with 4.10 axle ratio), GVWR is 6214 kg (13,700 lb)

RAM 2500/3500 INTERIOR DIMENSIONS

All dimensions are in mm (in) unless otherwise noted	REGULAR CAB	CREW CAB	MEGA CAB
HEADROOM, FRONT/REAR	1011 (39 8)	1038 (40 9)/1010 (39 8)	1038 (40 9)/1023 (40 3)
LEGROOM, FRONT/REAR	1040 (40 9)	1040 (40 9)/1022 (40 2)	1040 (40 9)/1096 (43 1)
SHOULDER ROOM, FRONT/REAR	1675 (65 9)	1675 (65 9)/1666 (65 6)	1675 (65 9)/1667 (65 6)
HIP ROOM, FRONT/REAR	1598 (62 9)	1598 (62 9)/1593 (62 7)	1598 (62 9)/1595 (62 8)
BEHIND SECOND ROW, L (CU FT)	N/A	N/A	343 (12 1)
TOTAL INTERIOR VOLUME, L (CU FT)	1770 (62 5)	3528 (124 6)	4021 (142)

RAM 2500 EXTERIOR DIMENSIONS

All specs are for base models only; in mm (in) unless otherwise noted	REGULAR CAB	CREW CAB	MEGA CAB (4x4 only)
	8' BOX	6'4" BOX	8' BOX
OVERALL BODY WIDTH	2120 (83 5)	2120 (83 5)	2120 (83 5)
OVERALL HEIGHT (4x2/4x4)	1981 (78)/2037 (80 2)	1987 (78 2)/2037 (80 2)	1983 (78 1)/2035 (80 1)
OVERALL LENGTH	5982 (232)	6066 (238 8)	6626 (260 8)
TRACK — FRONT	1745 (68 7)	1745 (68 7)	1745 (68 7)
TRACK — REAR	1729 (68 1)	1729 (68 1)	1729 (68 1)
WHEELBASE	3560 (140 2)	3785 (149 1)	4293 (169)
BOX HEIGHT	513 (20 2)	511 1 (20 1)	513 (20 2)
BOX LENGTH	2496 5 (98 3)	1938 5 (76 3)	2496 5 (98 3)
BOX WIDTH, WALL TO WALL	1686 9 (66 4)	1686 9 (66 4)	1686 9 (66 4)
BOX WIDTH, BETWEEN WHEELHOUSINGS	1295 4 (51)	1295 4 (51)	1295 4 (51)

RAM 3500 EXTERIOR DIMENSIONS

All specs are for base models only; in mm (in) unless otherwise noted	REGULAR CAB		CREW CAB			MEGA CAB (4x4 only)	
	8' BOX	8' BOX DRW	6'4" BOX	8' BOX	8' BOX DRW	6'4" BOX	6'4" BOX DRW
OVERALL WIDTH	2120 (83 5)	2450 (96 5)	2120 (83 5)	2120 (83 5)	2450 (96 5)	2120 (83 5)	2450 (96 5)
OVERALL HEIGHT (4x2/4x4)	1988 (78 3)/2042 (80 4)	1976 1 (77 8)/2019 3 (79 5)	1988 (78 3)/2039 (80 3)	1990 (78 4)/2029 (79 9)	1959 (77 1)/2015 (79 3)	2029 (79 9)	2004 (78 9)
OVERALL LENGTH	5892 (232)	5892 (232)	6066 (238 8)	6626 (260 8)	6626 (260 8)	6348 (249 9)	6348 (250)
TRACK — FRONT	1719 (67 7)	1719 (67 7)	1719 (67 7)	1719 (67 7)	1719 (67 7)	1719 (67 7)	1719 (67 7)
TRACK — REAR	1703 (67 1)	1927 (75 9)	1703 (67 1)	1703 (67 1)	1927 (75 9)	1704 (67 1)	1927 (75 9)
WHEELBASE	3560 (140 2)	3560 (140 2)	3785 (149)	4300 (169 3)	4300 (169)	4074 (160)	4074 (160)
BOX HEIGHT	513 (20 2)	513 (20 2)	511 1 (20 1)	513 (20 2)	513 (20 2)	511 1 (20 1)	511 1 (20 1)
BOX LENGTH	2496 5 (98 3)	2496 5 (98 3)	1938 5 (76 3)	2496 5 (98 3)	2496 5 (98 3)	1938 5 (76 3)	1938 5 (76 3)
BOX WIDTH, WALL TO WALL	1686 9 (66 4)	1686 9 (66 4)	1686 9 (66 4)	1686 9 (66 4)	1686 9 (66 4)	1686 9 (66 4)	1686 9 (66 4)
BOX WIDTH, BETWEEN WHEELHOUSINGS	1295 4 (51)	1295 4 (51)	1295 4 (51)	1295 4 (51)	1295 4 (51)	1295 4 (51)	1295 4 (51)

DRW = Dual-Rear Wheel N/A = Not Available





RAMTRUCK.CA

ABOUT THIS CATALOGUE: Since the time of printing, some of the information you'll find in this catalogue may have been updated. Ask your retailer for details. Some of the equipment shown or described throughout this catalogue may be available at extra cost. Specifications, descriptions, illustrative materials and all competitive comparisons contained herein are as accurate as known at the time this publication was approved for printing. FCA Canada Inc. reserves the right to discontinue models at any time or change specifications without notice or without incurring obligation. For the price of the model with the equipment you desire, or verification of specifications contained herein, see your Ram retailer

©2023 FCA Canada Inc. All Rights Reserved. Chrysler, Dodge, Jeep, Ram, Mopar, Big Horn, HEMI, Laramie, Limited, Mega Cab, Mopar Vehicle Protection, Park-Sense, Power Wagon, RamBox, Ram Articulin, the Ram's Head logo, Rebel, TorqueFlite, Tradesman and Uconnect are registered trademarks, and Keyless Enter 'n Go, Limited Longhorn and Send & Go are trademarks of FCA US LLC. AISIN is a registered trademark of Aisin Seiki Co., Ltd. Cummins is a registered trademark of Cummins, Inc. Alpine and the Alpine logo are registered trademarks of Alpine Electronics, Inc. Amazon, Alexa, and all related logos and marks are trademarks of Amazon.com, Inc. or its affiliates. Android, YouTube, Android Auto, Google and other marks are trademarks of Google LLC. Apple CarPlay, iPhone and Siri are registered trademarks of Apple Inc. Bilstein is a registered trademark of August-Bilstein GmbH & Co. Facebook and logo are registered trademarks of Meta Platforms, Inc. Harman Kardon is a registered trademark of Harman International Industries, Incorporated. Instagram is a registered trademark of Instagram, Inc. ©2023 SiriusXM Canada Inc. "SiriusXM," SiriusXM Guardian, the SiriusXM logo, channel names and logos are trademarks of SiriusXM Radio Inc. and are used under licence. All rights reserved. The Twitter name, logo, Twitter T, Tweet and Twitter blue bird are service marks of Twitter, Inc. WARN is a registered trademark of Warn Industries, Inc. Michelin is a registered trademark of Michelin North America, Inc.

WARRANTIES: 2024 Chrysler, Jeep, Dodge and Ram vehicles are backed by a 5-year or 100,000-kilometre* fully transferable Powertrain Limited Warranty with \$0 deductible plus 24-hour roadside assistance. Basic Warranty coverage is for 3 years or 60,000 kilometres. Rust-through coverage on all body sheet metal is for 3 years. The Cummins Turbo Diesel engine is protected by a separate Limited Warranty, covering the engine for 5 years or 160,000 kilometres.

*Whichever comes first. Some conditions may apply. The 5-Year/100,000-Kilometre Powertrain Limited Warranty does not apply to vehicles sold for certain commercial uses. See your retailer for full details.

MOPAR VEHICLE PROTECTION: FCA Canada Inc. has a vested interest in your satisfaction and owner experience with your new Ram Truck. Mopar Vehicle Protection offers extended service plans to help ensure that you'll enjoy your truck for many years down the road. For more information on comprehensive vehicle coverage, see your Ram retailer, call 800-465-2001 or visit fcaCanada.ca/owners

DISCLAIMERS: 1) Based on 250/2500 and 350/3500 class pickups. 2) This is a driver convenience system, not a substitute for active driver involvement. The driver must remain aware of his or her surroundings and be prepared to take corrective action to avoid collisions. 3) Always check entire surroundings visually before proceeding. 4) Ram offers the only headlamps in the heavy-duty segment that aim (5° inward, 15° outward) based on steering wheel input. Class based on 250/2500 and 350/3500 pickups. 5) Never program while driving. GPS mapping and 3D navigation may not be detailed, available in all areas or reflect current road regulations. 6) Driving while distracted can result in loss of vehicle control. Only use mobile phones and other devices, even with voice controls, when it is safe to do so. Requires compatible iPhone. See retailer for phone compatibility. Data plan rates apply. To wirelessly use Android Auto on your car display, you need a compatible Android smartphone with an active data plan. You can check which smartphones are compatible at g.co/androidauto/requirements. 7) Three-month/1GB trial included with the purchase or lease of a new vehicle. Upon expiration of the trial period, purchase of a subscription is required. WiFi Hotspot available through third-party subscription. Requires Internet-enabled mobile device. See retailer for details. This feature is not intended for use by the driver while the vehicle is in motion. Always drive carefully. 8) Vehicle must be properly equipped with a Uconnect 5 NAV system. Requires a WiFi Hotspot data plan and linked Amazon account to run Alexa in the vehicle. 9) All vehicles properly equipped to receive Ram Connect services come with a three-month trial of Assistance Package or Assistance + Navigation Package (if equipped), up to five years of Vehicle Performance Package and up to 10 years of Safety and Security Package effective from the date of purchase or lease of a new vehicle. Enrolment in the trial is required to receive services. Upon expiration of the trial period, purchase of a subscription is required to continue or renew services. Services are available on equipped vehicles purchased within the United States, Canada and Puerto Rico. Services can only be used where cellular coverage is available. See the applicable Terms of Service for complete terms and conditions, including service limitations. 10) **If you decide to continue service after your trial, the subscription plan you choose will continue and you will be charged according to your chosen payment method at then-current rates unless you cancel your services.** Fees and taxes apply. Some services and features are subject to device capabilities and location availability. Please see the SiriusXM Customer Agreement at www.siriusxm.ca/terms for complete terms and how to cancel, which includes calling SiriusXM at 1-888-539-7474. All fees and programming are subject to change, provided that we will notify you in advance of any price change. We use personal information in accordance with our Privacy Policy, available at www.siriusxm.ca/privacy. 11) Vehicle must be enrolled with Jeep Connect, be in an active and usable cellular range, and have an active subscription. SOS Customer Care agent directs emergency assistance to your vehicle's location. 12) Roadside Assistance Call connects you with an agent who will provide Roadside Assistance Service. Vehicle must be within the United States, Puerto Rico or Canada and have network coverage. Additional roadside assistance charges may apply. Check warranty for details. 13) Vehicle must be enrolled with Ram Connect, be in an active and usable cellular range, have an active subscription and be properly equipped with remote features. Remote Vehicle Start is not available on all vehicles. You are responsible for using remote features in accordance with any laws, rules or ordinances in effect in your vehicle's location. 14) Send & Go requires a vehicle equipped with Navigation. To use Send & Go, you must have the Uconnect App with SiriusXM Guardian installed on a compatible smartphone and have an active subscription to SiriusXM Guardian. 15) Vehicle must be enrolled in an active subscription with Ram Connect and be in an active and usable cellular range. Vehicle Theft Alert is only available on factory-installed alarms. 16) Vehicle must be enrolled with Ram Connect, be in an active and usable cellular range, and have an active subscription. Stolen vehicle police report required. 17) Available only on equipped vehicles with an active subscription to SiriusXM Guardian connected services (Family Drive Alerts is not available on vehicles with 12-inch touchscreen). All SiriusXM Guardian equipped vehicles come with a 1-year trial of the full suite of services effective on the date of purchase or lease of a new vehicle. Enrolment in the trial is required to receive service. Upon expiration of the trial period, purchase of a subscription is required to continue services. Services can only be used within the United States, Puerto Rico and Canada where cellular coverage is available. See coverage map for details. 18) All SiriusXM Guardian equipped vehicles come with a 1-year complimentary trial effective on the date of purchase or lease of a new vehicle. Enrolment in the trial is required to receive service. Upon expiration of the trial period, purchase of a subscription is required to continue SiriusXM Guardian. SiriusXM Guardian is available only on equipped vehicles purchased within the United States and Canada. Services can only be used where cellular coverage is available. See Uconnect and SiriusXM Guardian Terms of Service for complete service limitations. 19) The Advanced Front Air Bags in this vehicle are certified to the Federal regulations for Advanced Air Bags. Children 12 years old and younger should always ride buckled up in a rear seat. Infants in rear-facing child restraints should never ride in the front seat of a vehicle with a passenger front air bag. All occupants should always wear their lap and shoulder belts properly. 20) No system can repeal the laws of physics or overcome careless driving actions. Performance is limited by available traction, which snow, ice and other conditions can affect. When the warning lamp flashes, the driver needs to use less throttle and adapt speed and driving behaviour to prevailing road conditions. 21) Vehicle must be locked and system activated for alarm to sound. 22) Not compatible with all garage door openers.

©2023 FCA Canada Inc. All Rights Reserved. Ram is a registered trademark of FCA US LLC.

LIKE US ON:
facebook.com/ramtruckscanada

FOLLOW US ON:
twitter.com/ramtruckscanada

CHECK US OUT ON:
instagram.com/ramtruckscanada

FOLLOW US ON:
youtube.com/user/RamTrucksCanada

SIGN UP FOR UPDATES AT:
ramtruck.ca/en/signup